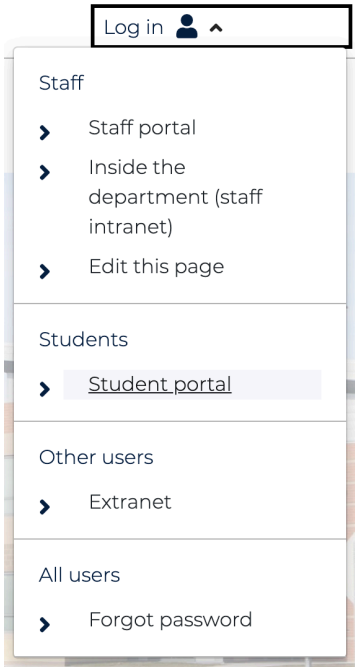


# How to sign into Google Classroom

1. Open Google Chrome or an alternate web browser
2. Go to [www.education.nsw.gov.au](http://www.education.nsw.gov.au)
3. Click on 'Log in' in the top right corner, then 'Student Portal'



4. Enter your username and password (the same details that you use to log in to the computer at school)

## Login with your DoE account


User ID

Example: jane.citizen1

Password

Log in

5. In the 'Learning' box on the right side of the screen, click 'Show more'

 Learning Hide

Premier's Reading Challenge

National Geographic

My School Library (Oliver)

[Show more ▼](#)

6. Click on 'G Suite (Google Apps for Education)'


ABC LearnOnline

Adobe DoE software download

**G Suite (Google Apps for Education)**

stem.T4L Learning Library

7. Click on 'Classroom'

 **Classroom**  
Connect with your class online

The first time you log in it will ask you if you are a student.

You should now be able to see your class. You will need to click 'Join' the first time you log in.

Once you are in the Google Classroom, go to the 'Classwork' tab to see your assigned work.

Stream

**Classwork**

People

Grades